

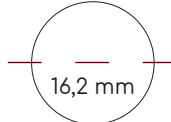
Einfach diese Seite in 100 % (Originalgröße), auf etwas festem Papier ausdrucken,
Bank-/Kreditkarte zur Kontrolle in das dafür vorgesehene Feld halten.
Das Papier entlang der gestrichelten Linie falten und die Halbkreise ausschneiden.
Nun kannst du prüfen welches Loch an den gewünschten Finger passt.
Die Nummer unter dem Kreis ist deine Ringweite.



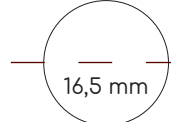
Rg 48



Rg 50



Rg 51



Rg 52



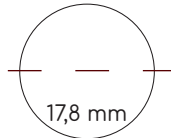
Rg 53



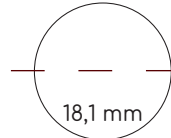
Rg 54



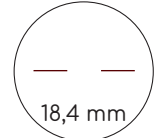
Rg 55



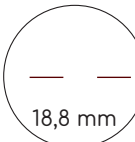
Rg 56



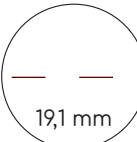
Rg 57



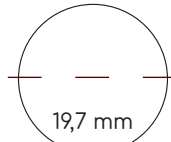
Rg 58



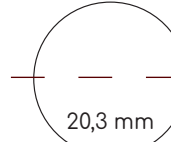
Rg 59



Rg 60



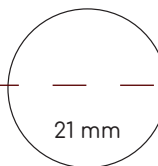
Rg 62



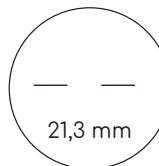
Rg 64



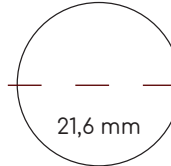
Rg 65



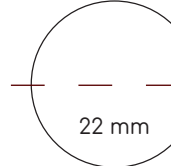
Rg 66



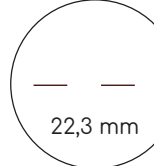
Rg 67



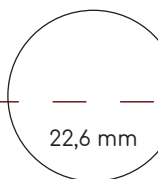
Rg 68



Rg 69



Rg 70



Rg 71



Rg 72

Größenvergleich
Kredit-/Bankkarte